



Audrey Lane

EXCLUSIVELY FOR WAYFAIR

2020







HELLO

Uncomplicated and simply beautiful, Audrey Lane evokes high-design while enticing your imagination. Our products are made of quality porcelain and natural materials without the upkeep of stone. All products can be used on any interior floor or wall application. Natural metals are not recommended for wet or submerged applications as the brass oxidization will be intensified and cleaning when submerged will be extremely difficult.

Visually captivating and sophisticated, Audrey Lane marries the beauty of stone look porcelains with the warmth of natural metals, allowing you the opportunity to discover what's possible in the world of design.

RAW MATERIALS & COLOR PALETTE

Our color palette is a selection of the best quality porcelain tiles from our factories in Italy. In addition to porcelain tile, we have added brushed brass & brushed stainless as a perfect complement to our current palette. Keep in mind, the characteristics of living metals like brass, and stainless are unlacquered and are considered living finishes. These living finishes will naturally age, patina, and take on their own individual appearances as they are exposed to time, climate, environment, and handling. The use of living metals should be a factor when considering your application. Variations in color, shade, surface texture and size are natural characteristics of all our products and should be expected. Images shown are representative, and may not indicate all variations in these characteristics.

SCALES

Just in case our patterns & palette is not enough to spark your creative spirit, we also offer 2 scales (sizes) in most patterns. Keep it small for a kitchen backsplash by using our petite scale, or go big with the grande scale for large floors or accent walls. There's a size for all project applications.

LOOSE OR SHEET?

We often hear, "how does it come?". Clients want to know if the individual pieces that make up our patterns will come loose or if they are sheet mounted. The answer is both! There are a few factors that play into our decision to keep the pieces loose or sheet mount them during fabrication. If the individual units are 12" or smaller we will sheet mount them. If the units are larger than 12" we will keep them loose.

WHAT'S THE LEAD TIME?

Everything we offer is made to order, so our lead times depend entirely on color and quantity. To help with lead times, our color palette allows us to produce material in 4-6 weeks.

SAMPLES

Being that our line is one-of-a-kind and is made to order, we offer sample swatch cards free of charge for design presentations. The sample swatch cards are fun, easy to order, and a great sales tool. For an additional charge and lead time, we offer full size samples.



SHOWN IN:
calacatta polished & brushed brass
grande scale



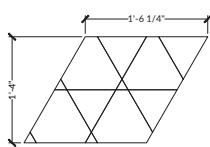
ARIA

ARIA



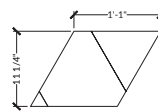
SHOWN IN:
calacatta polished & brushed brass

UNIT DIMENSION DETAIL:



Petite Scale
W: 1'-6 1/4"
H: 1'-4"

Unit = 2.03 sf



Grande Scale
W: 1'-1"
H: 11 1/4"

Unit = 1.02 sf



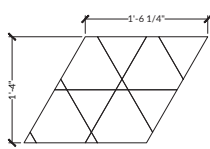


ARIA



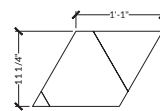
SHOWN IN:
pure white matte, flint matte & brushed brass

UNIT DIMENSION DETAIL:



Petite Scale
W: 1'-6 1/4"
H: 1'-4"

Unit = 2.03 sf



Grande Scale
W: 1'-1"
H: 11 1/4"

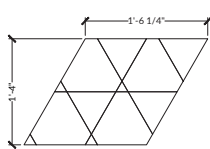
Unit = 1.02 sf

ARIA



SHOWN IN:
graphite polished & brushed brass

UNIT DIMENSION DETAIL:

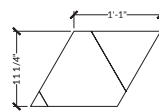


Petite Scale

W: 1'-6 1/4"

H: 1'-4"

Unit = 2.03 sf



Grande Scale

W: 1'-1"

H: 11 1/4"

Unit = 1.02 sf



TULIPS BY PETER AVANIS
ANDO MADE IN JAPAN



SHOWN IN:
calacatta polished & brushed stainless steel
grande scale



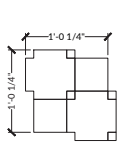
HARPER

HARPER



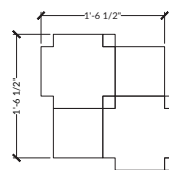
SHOWN IN:
calacatta polished & brushed brass

UNIT DIMENSION DETAIL:



Petite Scale
W: 1'-0 1/4"
H: 1'-0 1/4"

Unit = 1.06 sf



Grande Scale
W: 1'-6 1/2"
H: 1'-6 1/2"

Unit = 2.38 sf





S M E G

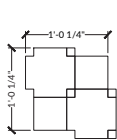
Olive
EXTRA VIRGIN OIL
MADE IN ITALY

HARPER



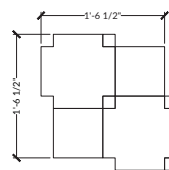
SHOWN IN:
calacatta polished & brushed stainless steel

UNIT DIMENSION DETAIL:



Petite Scale
W: 1'-0 1/4"
H: 1'-0 1/4"

Unit = 1.06 sf



Grande Scale
W: 1'-6 1/2"
H: 1'-6 1/2"

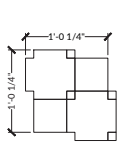
Unit = 2.38 sf

HARPER



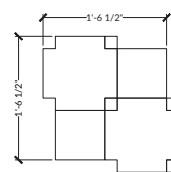
SHOWN IN:
graphite polished & brushed brass

UNIT DIMENSION DETAIL:




Petite Scale
W: 1'-0 1/4"
H: 1'-0 1/4"

Unit = 1.06 sf




Grande Scale
W: 1'-6 1/2"
H: 1'-6 1/2"

Unit = 2.38 sf





SHOWN IN:
pure black matte & brushed brass
grande scale



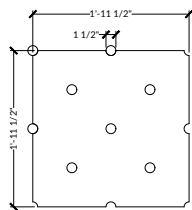
KAIT

KAIT



SHOWN IN:
calacatta matte & brushed brass

UNIT DIMENSION DETAIL:



Grande Scale

W: 1'-11 1/2"

H: 1'-11 1/2"

Unit = 3.82 sf



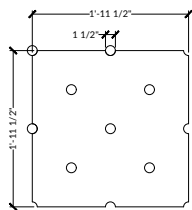


KAIT



SHOWN IN:
pure white matte & brushed brass

UNIT DIMENSION DETAIL:




Grande Scale

W: 1'-11 1/2"

H: 1'-11 1/2"

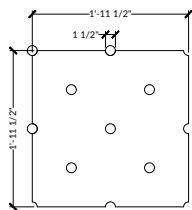
Unit = 3.82 sf

KAIT



SHOWN IN:
pure black matte & brushed brass

UNIT DIMENSION DETAIL:



Grande Scale

W: 1'-11 1/2"

H: 1'-11 1/2"

Unit = 3.82 sf





SHOWN IN:
calacatta matte & brushed brass
grande scale



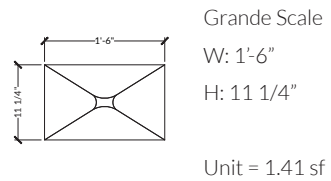
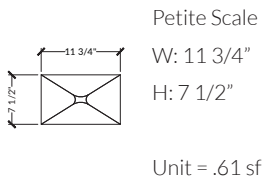
LONDON

LONDON



SHOWN IN:
calacatta matte & brushed brass

UNIT DIMENSION DETAIL:





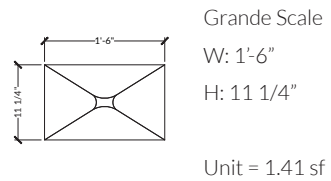
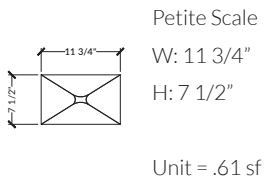


LONDON




SHOWN IN:
calacatta matte, flint matte & brushed brass

UNIT DIMENSION DETAIL:

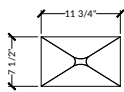


LONDON



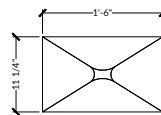
SHOWN IN:
graphite polished & brushed brass

UNIT DIMENSION DETAIL:



Petite Scale
W: 11 3/4"
H: 7 1/2"

Unit = .61 sf



Grande Scale
W: 1'-6"
H: 11 1/4"

Unit = 1.41 sf





SHOWN IN:
calacatta matte
grande scale



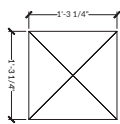
MADISON

MADISON



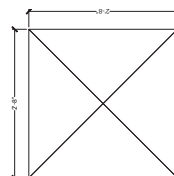
SHOWN IN:
calacatta matte

UNIT DIMENSION DETAIL:



Petite Scale
W: 1'-3 1/4"
H: 1'-3 1/4"

Unit = 1.62 sf



Grande Scale
W: 2'-8"
H: 2'-8"

Unit = 7.08 sf



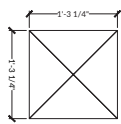


MADISON



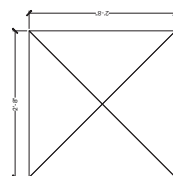
SHOWN IN:
pure white matte, pure black matte & flint matte

UNIT DIMENSION DETAIL:



Petite Scale
W: 1'-3 1/4"
H: 1'-3 1/4"

Unit = 1.62 sf



Grande Scale
W: 2'-8"
H: 2'-8"

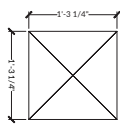
Unit = 7.08 sf

MADISON



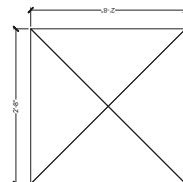
SHOWN IN:
pure white matte, pure black matte & trachyte matte

UNIT DIMENSION DETAIL:



Petite Scale
W: 1'-3 1/4"
H: 1'-3 1/4"

Unit = 1.62 sf



Grande Scale
W: 2'-8"
H: 2'-8"

Unit = 7.08 sf






SHOWN IN:
pure black matte & pure white matte
grande scale



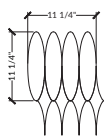
OLIVIA

OLIVIA



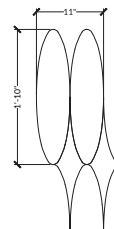
SHOWN IN:
calacatta matte & brushed brass *wall only

UNIT DIMENSION DETAIL:



Petite Scale
W: 11 1/4"
H: 11 1/4"

Unit = .88 sf




Grande Scale
W: 11"
H: 1'-10"

Unit = 1.69 sf



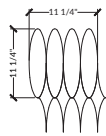


OLIVIA



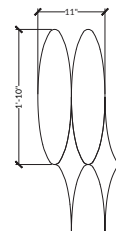
SHOWN IN:
flint matte & pure white matte

UNIT DIMENSION DETAIL:



Petite Scale
W: 11 1/4"
H: 11 1/4"


Unit = .88 sf



Grande Scale
W: 11"
H: 1'-10"

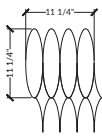
Unit = 1.69 sf

OLIVIA



SHOWN IN:
pure black matte & pure white matte

UNIT DIMENSION DETAIL:

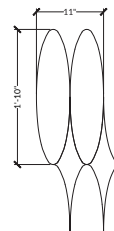


Petite Scale

W: 11 1/4"

H: 11 1/4"

Unit = .88 sf



Grande Scale

W: 11"

H: 1'-10"

Unit = 1.69 sf





TECHNICAL

RECOMMENDED USE

Products with 100% porcelain blend are suitable for interior and exterior floor and wall applications.

Products with metal are suitable for interior floor and wall applications, with the exception of Olivia Calacatta Matte & Brass which is recommended for wall only.

Metals are not recommended for submerged applications as the brass oxidization will be intensified and cleaning when submerged will be extremely difficult.

Matte porcelain meets DCOF slip resistance guidelines of >.42 wet

INSTALLATION

Install per TCNA handbook for porcelain tile. It is recommended you use premium polymer fortified thin-set Laticrete 254 Platinum. In addition, make sure the installer is familiar with the special techniques used when installing water-jet materials. Please contact us before installation for any questions you may have at 407-636-3108. Audrey Lane is not responsible for installation claims after the material is installed.

To avoid scratching of the brass and stainless while grouting, we recommend that you mask the face and edge of the tiles where brass or stainless is located.

Always inspect material prior to installation; installed material cannot be accepted for return or credit. Please note that variations in color, shade, surface texture and size are natural characteristics of all our products and should be expected. Images shown are representative, but may not indicate all variations in these characteristics.

Always layout material prior to installation to properly blend and balance color.

Periodic cleaning is recommended using products formulated for porcelain tile, mild detergent and hot water can be used to clean the brass and stainless steel.

Please contact us if you have any questions prior to installation

TECHNICAL DATA

ASTM Designation: ASTM C1028 ASTM A137.1 Mohs Scale ASTM C373 ASTM C1026														
ANSI Standard: >0.6 Dry/Wet - N/A ≤3% Resistant														
Series	ADA Compliant	Wear Rating/PEI	Shade Texture Spectrum (STS) Rating	Coefficient of Friction (Dry/Wet)	DCOF ACU Test	Scratch Hardness	Water Absorption	Frost Resistance	LEED	Nominal Thickness	Floor	Wall	Wet Areas	Exterior
Stone Porcelain Matte	Yes	>3	High	>0.6	>0.42	6	<0.1%	Resistant	EQ4.2 & SS7.1	9.5 mm	Yes	Yes	Yes	Yes
Stone Porcelain Polished	No	>3	High	-	-	5	<0.1%	Resistant	EQ4.2 & SS7.1	9.5 mm	Low Footfall	Yes	Yes	Yes
Metals	No	-	Moderate	-	-	-	-	-	-	9.5 mm	Low Footfall	Yes	No	No

AUDREY LANE
style must be useful & enjoyed

made in the usa

407-636-3108
audreylane.com/wayfair