


Skord High Frequency




COLOR & FINISH SELECTION:

Color A: _____ Matte
 _____ Polished

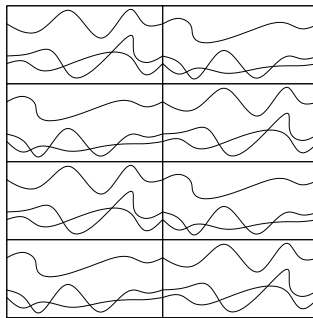
Grout Color: _____

Note: Grout can be specified and/or provided by designer or owner if desired, see special grouting procedures below.


PATTERN SELECTION:



Pattern A - Unit A & Unit B Alternate Stacked Vertical

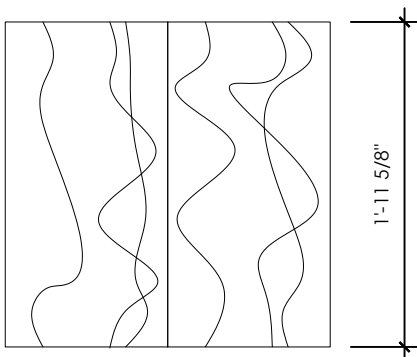


Pattern B - Unit A & Unit B Alternate Stacked Horizontal



Pattern C - Unit A & Unit B Alternate Herringbone

SCALE SELECTION:



Grande - Unit A & Unit B

SPECIAL NOTES:

Project Name:

Revision Date:

Revision ID:

Special Grouting Procedures: Our typical grout joint is 1/16" thick.

It is recommended that a test patch be done prior to grouting to determine if contaminations of grout pigment will occur on the tile. Especially when using light colored tiles or polished tiles that are grouted with a dark contrasting colored grout or when dark colored tiles are to be grouted with a light color grout.

If discoloration does not occur on the surface of the tile, then proceed with grouting. If discoloration does occur, it is recommended to request from the grout manufacturer a proper procedure for the protection of the surface, many times using a "grout release". There are several on the market, but it is always is wise to use one that is recommended by the grout manufacturer.

Area:

Units:

Total Area:

Note: Images are not drawn to scale